


# LitWorld<sup>®</sup>

litworld.org



## LitClub Overview

LitWorld: Strengthening kids and communities through the power of their own stories. Together, authoring a bold new world of equity and opportunity.

Our programs build self-confidence, promote leadership, and strengthen children and their communities. LitWorld's programming cultivates a new generation of women leaders, storytellers, and academic achievers, effecting change for themselves, their communities, and their world.

LitClubs offer members a safe space in which to explore their reading, writing, speaking and listening lives with the guided mentorship of a LitClub Leader. LitClubs cultivate strong, self-confident, hopeful community leaders who believe in the power of story and the importance of words to change worlds.

LitClub sessions are structured around LitWorld's 7 Strengths, foundational ideas that promote resilience and create new ways to reach every child as a reader, learner, and writer.

## The 7 Strengths

**Belonging:** Identifying as a needed, loved, and respected member of one's family, community, and world as a whole

**Curiosity:** Fostering a willingness to explore new territory and test new theories

**Friendship:** Having close, trusting relationships with others

**Kindness:** Being tender towards others in the world who are in need, both near and far  
**Confidence:** Thinking independently and expressing ideas with assurance

**Courage:** The strength to do something that you know is right, even though it may be difficult

**Hope:** Thinking optimistically and believing that today's efforts will produce good things in the future for yourself and for the world

The attached sample lesson shows how each session ties mentoring and leadership-building to The 7 Strengths. We are excited to begin the LitClub journey together!

## Your LitClub Year

### ⌘ Unit 1: – Introduction (Sessions 1–6)

- √ Session 1: What is a LitWorld LitClub?
- √ Session 2: Personal Journals
- √ Session 3: All About Me Survey: Part I
- √ Session 4: All About Me Survey: Part II
- √ Session 5: Four Square Memories
- √ Session 6: The 7 Strengths

### ⌘ Unit 2: Belonging (Sessions 7-12)

- √ Session 7: Discussing Belonging, LitClub Detectives
- √ Session 8: Writing Belonging, Heart Maps
- √ Session 9: Creating Belonging, Belonging Mural
- √ Session 10: Expressing Belonging, My Comic Book
- √ Session 11: Becoming Belonging, LitClub Anthem
- √ Session 12: Anthem Presentation

### ⌘ Unit 3: Curiosity (Sessions 13-18)


- √ Session 13: Discussing Curiosity, Welcome to My World
- √ Session 14: Writing Curiosity, Question Poems
- √ Session 15: Creating Curiosity, Exploring Our World
- √ Session 16: Expressing Curiosity, One Minute Interviews
- √ Session 17: Becoming Curiosity, Curious Commercials
- √ Session 18: LitClub Trip

### ⌘ Unit 4: Friendship (Sessions 19-24)

- √ Session 19: Discussing Friendship, What is Friendship?
- √ Session 20: Writing Friendship, Bringing Our Characters Together
- √ Session 21: Creating Friendship, Friendship Memory Book
- √ Session 22: Expressing Friendship, Friendship Bingo
- √ Session 23: Becoming Friendship, Friendship Freeze!
- √ Session 24: Friendship LitFest

### ⌘ Unit 5: Kindness (Sessions 25-29)

- √ Session 25: Discussing Kindness, Talking About Kindness
- √ Session 26: Writing Kindness, Kindness Tag
- √ Session 27: Creating Kindness, Responding to a Cause
- √ Session 28: Expressing Kindness, Random Acts of Kindness Part I
- √ Session 29: Becoming Kindness, Random Acts of Kindness Part 2



## ⌘ Unit 6: Confidence (Sessions 30-36)

- √ Session 30: Discussing Confidence, What I Love
- √ Session 31: Writing Confidence, Superheroes!
- √ Session 32: Creating Confidence, The Story of My Name
- √ Session 33: Expressing Confidence, Giving My Name A Voice
- √ Session 34: Becoming Confidence, Sharing Poems of Confidence
- √ Session 35: Performance Planning
- √ Session 36: LitClub Presents



## ⌘ Unit 7: Courage (Sessions 37-41)

- √ Session 37: Discussing Courage, Taking a Stand
- √ Session 38: Writing Courage, The Courage to...
- √ Session 39: Creating Courage, Super Problem Solvers
- √ Session 40: Expressing Courage, Bringing Our Superheroes to Life!
- √ Session 41: Becoming Courage, We Are Superheroes!



## ⌘ Unit 8: Hope (Sessions 42-48)

- √ Session 42: Discussing Hope, Using the 3,2,1 Method/ All About Me Survey: Part I
- √ Session 43: Writing Hope, Hope Roadmap/ All About Me Survey: Part II
- √ Session 44: Creating Hope, Inspiration Boards
- √ Session 45: Expressing Hope, Hopes and Dreams Charades
- √ Session 46: Becoming Hope, Future Talk Show
- √ Session 47: LitClub Celebration Planning
- √ Session 48: LitClub Year I Celebration



# LitClub Sample Structure

Follow this picture guide for each LitClub session. A successful LitClub session includes all four steps!

---

1.




Welcome: Hello Song Check In Question Community Building Activity

2.



Read Aloud




Discussion

3.




Core Activity



Discussion

4.



Wrap Up:



Praise Circle



Goodbye Song

## Sample Lesson:

Unit I, Session I – What is a LitWorld LitClub?



### The LitClub Welcome

The LitClub Welcome is made up of the Hello Song, the Check-In Question and the Community Building Activity

In every lesson, we offer LitClub mentors concrete examples of what they can say to engage LitClub members and build a community and safe space for building friendship.



### The Hello Song

Welcome members to every session by greeting them by name.

You can say: Welcome back, everyone! We will start today with the Hello Song.

Hello Name 1,  
Hello Name 2,  
Hello Name 3,  
We're glad to see you here!

Keep going until you say hello to everyone and end with:

Hello readers,  
Hello writers,  
Hello friends,  
We're glad to see you here!

For the tune, refer to the recording on the LitWorld YouTube channel.

By beginning each day with hugging and singing, we create a culture of positivity, caring, and warmth, essential to the development of young leaders and learners.



### Check-In Question

Ask members the following check-in question. Have them record their response in words or drawings in their notebooks.

Today's Check-in Question:  
What is something interesting that happened today?

After members record their responses in their notebooks, have them turn and share with a partner. Once members have a moment to share, invite them to share out with the group.

The check-in question allows LitClub leaders to get to know members on a personal level and become a support system for the members in their everyday lives.

## Community Building Activity – The Name Game

Use this activity to have the members introduce themselves.

1. Have members gather around in a circle.
2. Each person will say an adjective to describe him/herself that begins with the same letter as his/her first name, and then say his/her name: “Magical Maria.” You can say:

*Now we’re going to play a name game so we can get to know each other’s names! Each of us will say an adjective to describe ourselves that begins with the first letter of your first name, and then say your name. For example, Magical Maria. Think of a word that describes yourself and we will begin!*

The next person repeats the adjective and the name of the person who went before her, and says her own adjective and name. The third person repeats the first two before adding her own, and so on. If anyone gets stuck, the group can remind her.

Once one of you goes, the next member will repeat the adjective and name of the person before you, and then your own adjective and name. The third person will repeat the first two before adding your own. Let’s get started!

Go first to show the members an example of what you mean for them to do. Also go last, to practice all of the members’ names.

Community building is one of the most important aspects of the LitClub model. Taking the time to get to know each member as an individual is integral to our lessons and creates a safe space for sharing and growth.

## What is a LitWorld LitClub?

Describe the work and mission of LitWorld to the members. You can say,

*LitWorld is an organization that helps children all over the world create communities that read, write and share their stories together. Everyone has a story and LitWorld believes that stories are very powerful.*

Next, introduce the LitWorld LitClubs. You can say,

*LitWorld LitClubs help members learn more about themselves as readers, writers, thinkers and leaders. All of you have stories to tell, and your stories might someday change peoples’ lives and make the world a better place. Our LitClub will be a space for us all to reflect, share, and get creative.*

Let’s continue going through out first LitClub session! The next activity will be a read aloud!

### Read Aloud

1. Have members sit in a circle.
2. Choose one reading from your Read Aloud List, or a book that you have chosen to go with the lesson, to share with your group. Follow the directions included with the reading

“The Invitation” by Shel Silverstein

If you are a dreamer, come in.  
If you are a dreamer, a wisher, a liar,  
A hope-er, a pray-er, a magic bean buyer ...  
If you're a pretender, come sit by my fire,  
For we have some flax golden tales to spin.  
Come in!  
Come in!

3. Discussion: When you are done, ask members the discussion questions included in the instructions.

Read aloud time is essential for LitClub mentors to model positive reading behaviors to the members. It also creates a time for group bonding



## Core Activity – Welcome to My World

The point of this activity is to create a web of connectedness showing how we are similar and different from others in the group.

Materials:

- Index cards
- Chart paper
- String or markers
- Tape, glue, or tacks

Directions:

1. Introduce the activity. You can say,

*Now we are going to do an activity about our own identities. I'd like you to all write down nouns that describe who you are. They should fit in a sentence "I am a\_\_." For example, "I am a friend!"*

2. Pass out the index cards. Give about five to each member. Have the members write down nouns that describe who they are on index cards. Words should be nouns that fit into the sentence "I am a \_\_\_\_\_." Model this for the members by writing a few words of your own before the members begin, example: "Sister" or "Friend" or "Dancer" or "Runner". When they are done have the members display their cards face-up on the table in front of them.

3. Next, have the members talk and walk around to find others who used the same words to describe themselves. You can say,

*Now that you have done a great job of writing down nouns about yourself, walk around the room and find others who used the same words to describe themselves as you did!*

4. All of the members go around and share any identity words that only they used. You can say,

*Now we'll go around the room, and each of us will share two words we wrote down.*

5. Then, to make an Identity Web, tape pictures of each member on the chart paper and write each member's name. (Using photographs is optional.) Invite everyone to either rewrite their words, or glue their index cards to the poster. Members should place their words near their names.

6. Next, ask members to find ways that they connect to other members. Ask that they draw lines or use string to connect words that are similar between them and other members. You can say,

*Now that we all have our words surrounding our names on the chart paper, let's see how we are all connected! If you see someone with the same or a similar word as you, draw a line/use the string to connect your words! We'll do this for a few minutes, and then step back and see how we form a web together.*

The Core Activity engages members with the Strength of the day. Core Activities range from writing, discussion, theatre, art, or music. The Core Activity give LitClub mentors time to coach, mentor, and model good reading, writing, listening speaking and viewing skills to LitClub members.

## Wrap-Up and Goodbye for Now

At the end of each session, review what you have done and what you have talked about. Answer any last minute questions and praise what the members have accomplished. You can say:

*Today we explored things that make us unique and things that we have in common with our friends in LitClubs. It is great to be with such an amazing group who can be who they are.*

## Praise Circle

Have the members sit or stand in a circle. You can start by saying:

We are going to go around the circle and the person to your right is going to say one positive thing about you. I will give you some time to think of a compliment for your friend next to you.



1. Start with one member and have the person immediately to his/her right say something positive about him/her.
2. Send shooting stars after the praise has been given.
3. Repeat with every LitClub member.

LitClub mentors embrace this time to focus on the strengths of each of their LitClub members and reinforce the positive self-image, leadership and hopeful future outlook of each of their members.



## Goodbye Song

Always say goodbye for now and remind the members when you will be together again. Then sing the So Long, Farewell, Goodbye song. This consistency will provide comfort and security for the members.



So Long, Farewell, Goodbye Song

So long, farewell, goodbye my friends,  
So long, farewell, goodbye.  
We'll see you soon again my friends.  
So, so long farewell, goodbye.

Ending the day with the Goodbye Song wraps up each LitClub session with the reminder that the members for a magical community of learners, friends, and leaders.

## LitClub FAQ

*Q: What is a LitClub?*

A: LitClubs are programs that build self-confidence, promote leadership, and strengthen children and their communities. LitClubs cultivate strong, self-confident, hopeful community leaders who believe in the power of one's own stories and the importance of words to change worlds.

LitClubs offer members a safe space in which to explore their reading, writing, speaking and listening lives with the guided mentorship of a LitClub Leader.

LitClub sessions are structured around LitWorld's 7 Strengths, foundational ideas that promote resilience and create new ways to reach every child as a reader, learner, and writer.

LitClubs place a high value on the power of the read aloud and a child's own desire to become a lifelong reader.

*Q: What are the 7 Strengths?*

A: We developed the 7 Strengths model in collaboration with children around the world by asking them what they felt was most important to them. These Strengths form the basis of all our curriculum development and reflect openness to culture, language and customs that vary greatly from country to country. These Strengths can be fostered through literacy, and help to nurture a resilient, literate young person's inner life. The Strengths are defined by the community itself, and the definitions are redefined and reimagined based on the experiences and understandings of the children in the Club. Through reading, writing and storytelling, the participants create and refresh the meanings of each of these terms. The LitClub Mentor leads lessons at each session based on these 7 Strengths. Basic definitions of the Seven Strengths are outlined on page 1.

*Q: How is LitClub flexible and open to the needs of my community?*

A: LitClub is a flexible model that can be modified to meet the needs and realities of your community. During training sessions, LitClub Mentors are encouraged to share what they think will work best and any changes they think they will need to make to the existing lessons. LitClub Mentors often use locally produced texts and these lend themselves to new lessons and other kinds of inspirations. We welcome these additions and love when our Clubs share their great ideas.

*Q: How often does a LitClub meet?*

A: The Club meets once a week at a time that is most beneficial to the community, for 90 minutes minimum at each session.

*Q: What is the duration of a LitClub?*

A: LitClubs meet for two years, coming together for 100 lessons in total

*Q: Why is the LitClub gender separate?*

A: Children around the world, both boys and girls have shared with us that they feel most comfortable in gender separate groupings. They wish to share and tell their stories and come together as a community in ways that make them feel most at ease. For this reason, we honor the separation as a way to build confidence.

*Q: How can I learn how to run a LitClub?*

A: LitWorld offers virtual trainings on Skype, Facebook and Whatsapp. If you are a LitWorld partner, you will receive weekly check-ins from the LitWorld team to troubleshoot and brainstorm.

Q: How is the success of the LitClub measured?

A: LitClubs focus on building children's skills in four key areas, to cultivate their resilience and social emotional learning lives through the deepening of their literacy skills.

Reading and writing frequency and stamina

Positive future outlook

Increased civic engagement

Positive sense of self/esteem

